

Aluminum Ladder/Ventilated Tray

LDA53/VDA53 Series

CSA Load Class:D

Manufactured in Canada by Niedax CER

LDA53/VDA53 STRAIGHT SECTION

General Information

TRAY DESIGN: Construction and markings are per the latest edition of CSA C22.2 No.126.

TRAY GROUNDING CAPABILITY: Classified as an equipment grounding conductor per N.E.C. 392.7 with a maximum 1600 ampere rating UL Cross Sectional area:1.21 in²

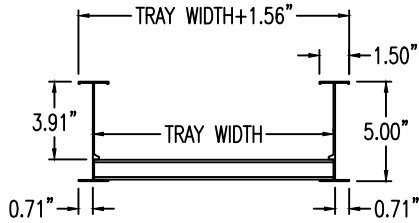
CONNECTORS: Supplied in pairs with hardware. Splice resistance is less than 0.00033 ohms. Standard hardware: 5/16" cadmium-plated with clear zinc topcoat. Stainless steel hardware is available upon request.

Material: Aluminum 6063-T6 Alloy

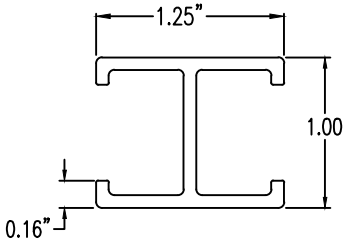
Load Rating*: 120lbs/ft with supports at 10ft apart.

*Load rating is based on simple beam tests per NEMA VE1 on 36" wide cable tray with rungs spaced on 12" centers. Cable trays will support, without collapse, concentrated load over and above published loads. Published load safety factor is 1.5.

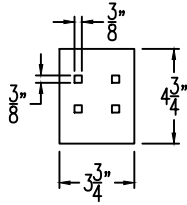
TRAY END VIEW



Siderail: 5"
Load Depth: 3.91"



RUNG END VIEW

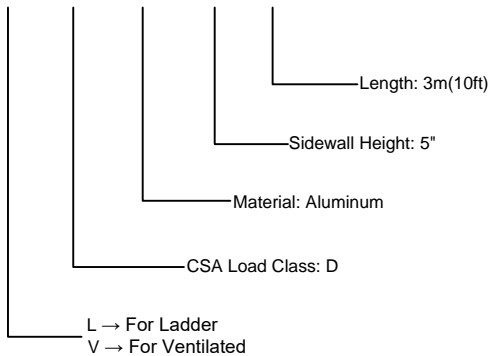


COUPLING

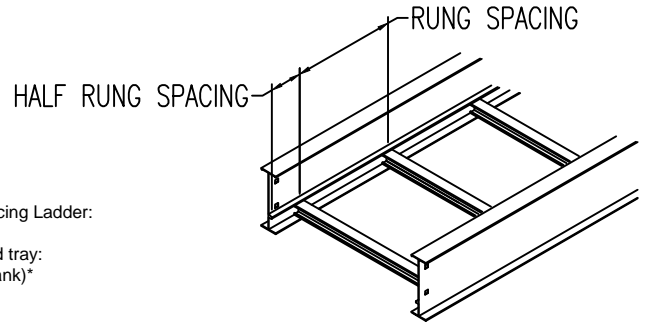


ALUMINUM LADDER/VENTILATED TRAY ORDERING DATA EXAMPLE

L D A 5 3 - (Width) - (Rung)



Width:
(6",12",18",24",36")
or (custom)



Rung Spacing Ladder:
(6",9",12")
*Ventilated tray:
(Leave Blank)*

NOTES:

* CSA Ventilated tray has a rung spacing of 4" between rungs.

2799 Barton St E
Hamilton, ON L8E 2J8
Toll Free: 1 877.213.8045
Phone:905.337.7522
Cerinc.ca

